



## 昱能加拿大配件

### APsystems (Canada) Accessories

Rev 1.5

ALTENERGY POWER SYSTEM Inc.  
global.APsystems.com

APsystems Shanghai China  
Rm.B403 No. 188, Zhangyang Road, Pudong, Shanghai 200120,P.R.C  
Tel: 021-3392-8205  
Mail: info.global@APsystems.com

© All Rights Reserved

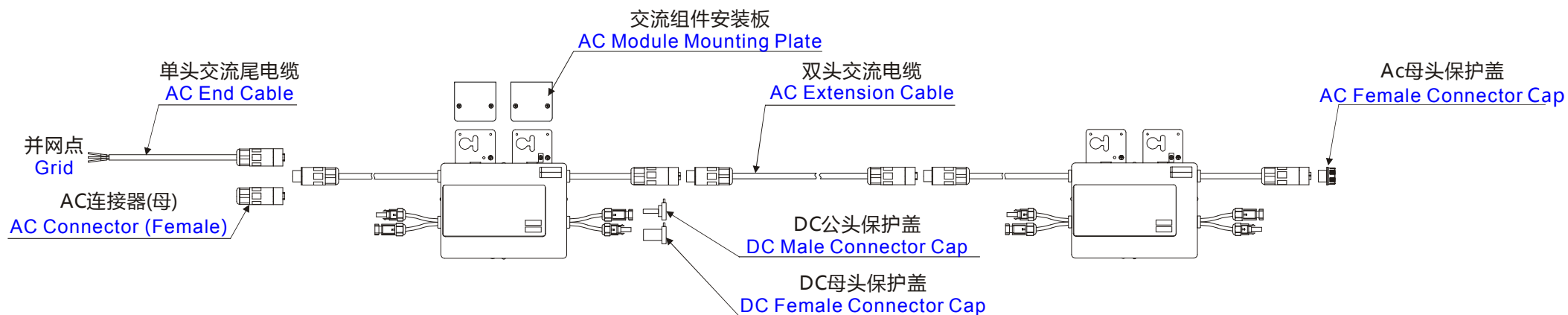
## 目录 Contents

YC500A 配件 YC500A Accessory.....	3
1. 接线示意图 Wiring Diagram.....	3
2. 配件汇总表 Accessories Summary.....	3
3. 实物图 Physical Picture.....	4
YC500I 配件 YC500I Accessory.....	5
1. 接线示意图 Wiring Diagram.....	5
2. 配件汇总表 Accessories Summary.....	6
3. 实物图 Physical Picture.....	7
YC600 ( Y ) 配件 YC600 ( Y ) Accessory.....	8
1. 接线示意图 Wiring Diagram.....	8
2. 配件汇总表 Accessories Summary.....	9
3. 实物图 Physical Picture.....	10
YC600 配件 YC600 Accessory.....	11
1. 接线示意图 Wiring Diagram.....	11
2. 配件汇总表 Accessories Summary.....	12
3. 实物图 Physical Picture.....	13
YC1000-3 配件 YC1000-3 Accessory.....	14
1. 接线示意图 Wiring Diagram.....	14
2. 配件汇总表 Accessories Summary.....	15
3. 实物图 Physical Picture.....	16
QS1 配件 QS1 Accessory.....	17
1. 接线示意图 Wiring Diagram.....	17
2. 配件汇总表 Accessories Summary.....	18
3. 实物图 Physical Picture.....	19
ECU-C 配件 ECU-C Accessory.....	20
1. 接线示意图 Wiring Diagram.....	20
2. 配件汇总表 Accessories Summary.....	21

3. 实物图 Physical Picture.....	21
OPT700 配件 OPT700 Accessory.....	22
1. 接线示意图 Wiring Diagram.....	22
2. 配件汇总表 Accessories Summary.....	23
3. 实物图 Physical Picture.....	23
OPT700-RS 配件 OPT700-RS Accessory.....	24
1. 接线示意图 Wiring Diagram.....	24
2. 配件汇总表 Accessories Summary.....	25
3. 实物图 Physical Picture.....	25

## YC500A 配件 YC500A Accessory








### 1. 接线示意图 Wiring Diagram



### 2. 配件汇总表 Accessories Summary

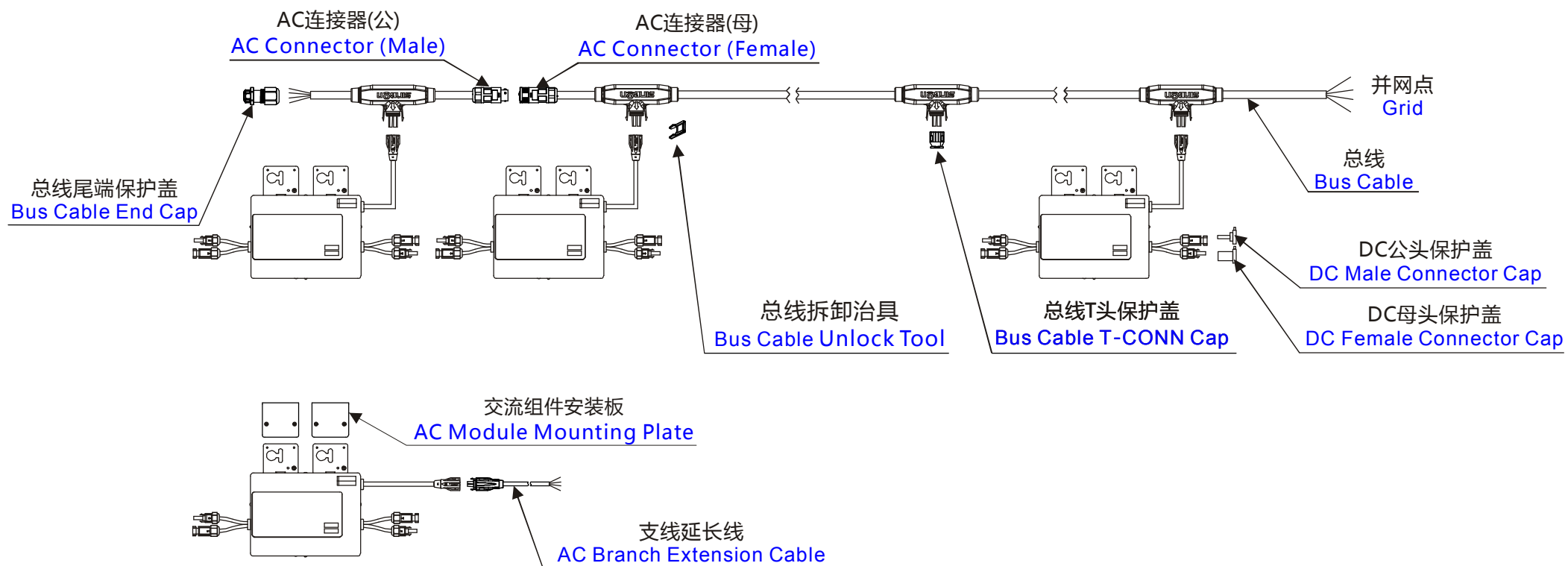
地区 Region	配件 Accessories						
	单头交流尾电缆 (选配) AC End Cable (Optional)	双头交流电缆 (选配) AC Extension Cable (Optional)	AC 母头保护盖 (必配) AC Female Connector Cap (Mandatory)	AC 连接器 (母) (选配) AC Connector (Female) (Optional)	DC 公头保护盖 (选配) DC Male Connector Cap (Optional)	DC 母头保护盖 (选配) DC Female Connector Cap (Optional)	交流组件安装板 (选配) AC Module Mounting Plate (Optional)
加拿大 Canada -NA-CA (101002)	2334012122_2m 单头交流尾电缆 (12AWG, TC-ER cUL, 25A, 黑-红-白) (见图 A) 2334012122_2m AC End Cable (12AWG, TC-ER cUL, 25A, BK-RD-WH) (See Pic. A)	2335012122_2m 双头交流电缆 (12AWG, TC-ER cUL, 25A, 黑-红-白) (见图 B) 2335012122_2m AC Extension Cable (12AWG, TC-ER cUL, 25A, BK-RD-WH) (See Pic. B)	2061002002_25A 母头保护盖 (EN, 三芯) (见图 C) 2061002002_25A AC Female Connector Cap (See Pic. C)	2300532032_AC 连接器 (EN, 三芯, 25A, 母) (见图 D) 2300532032_25A AC Female Connector (EN, 3-wire) (See Pic. D)	2060401006_DC 公头保护盖 (MC4) (见图 E) 2060401006_DC Male Connector Cap (MC4) (See Pic. E)	2060402006_DC 母头保护盖 (MC4) (见图 F) 2060402006_DC Female Connector Cap (MC4) (See Pic. F)	2160140014_交流组件安装板 (见图 G) 2160140014_AC Module Mounting Plate (See Pic. G)

### 3. 实物图 Physical Picture

<p><b>单头交流尾电缆</b> AC End Cable</p>	<p><b>双头交流电缆</b> AC Extension Cable</p>	<p><b>AC 母头保护盖</b> AC Female Connector Cap</p>	<p><b>AC 连接器 (母)</b> AC Connector (Female)</p>	<p><b>DC 公头保护盖</b> DC Male Connector Cap</p>
 <p>图 A Pic. A</p>	 <p>图 B Pic. B</p>	 <p>图 C Pic. C</p>	 <p>图 D Pic. D</p>	 <p>图 E Pic. E</p>
<p><b>DC 母头保护盖</b> DC Female Connector Cap</p>	<p><b>交流组件安装板</b> AC Module Mounting Plate</p>			
 <p>图 F Pic. F</p>	 <p>图 G Pic. G</p>			

## YC500I 配件 YC500I Accessory

### 1. 接线示意图 Wiring Diagram



APsystems

APsystems Shanghai China

Rm.B403 No. 188, Zhangyang Road, Pudong, Shanghai 200120, P.R.C

Tel: 021-3392-8205 | global.APsystems.com

## 2. 配件汇总表 Accessories Summary

地区 Region	配件 Accessories									
	总线 (必配) Bus Cable (Mandatory)	支线延长线 (选配) AC Branch Extension Cable (Optional)	总线尾端保 护盖 (必配) Bus Cable End Cap (Mandatory)	总线 T 头保 护盖 (选配) Bus Cable T-CONN Cap (Optional)	总线拆卸治 具 (必配) Bus Cable Unlock Tool (Mandatory)	DC 公头保护 盖 (选配) DC Male Connector Cap (Optional)	DC 母头保护 盖 (选配) DC Female Connector Cap (Optional)	AC 连接器 (公)(选配) AC Connector (Male) (Optional)	AC 连接器 (母)(选配) AC Connector (Female) (Optional)	交流组件安 装板 (选配) AC Module Mounting Plate (Optional)
加拿大 Canada -NA-CA (102002)	2322308153_四 芯总线(12AWG, TC-ER cUL,2m,黑 -红-白-绿) (见图 A) 2322308153_4-wire Bus Cable (12AWG, TC-ER cUL,2m, BK-RD-WT- GN) ( See Pic. A )	2334041152_四芯支 线延长线(18AWG, TC-ER cUL,2m,黑-红 -白-绿) (见图 B) 2334041152_4-wire Branch Extension Cable (18AWG, TC-ER cUL, 2m, BK-RD-WT-GN) ( See Pic. B )	2060700007 _三/四芯总 线尾端保护 盖 (见图 C) 2060700007_ 3/4-wire Bus Cable End Cap ( See Pic. C )	2060632007 _三/四芯总 线 T 头保护盖 (见图 D) 2060632007_ 3/4-wire Bus Cable T-CONN Cap ( See Pic. D )	2351000001 _三/四芯总 线拆卸治具 (见图 E) 2351000001_ 3/4-wire Bus Cable Unlock Tool ( See Pic. E )	2060401006 _DC 公头保 护盖 ( MC4 ) (见图 F) 2060401006_ DC Male Connector Cap ( MC4 ) ( See Pic. F )	2060402006 _DC 母头保 护盖 ( MC4 ) (见图 G) 2060402006_ DC Female Connector Cap ( MC4 ) ( See Pic. G )	2300711032 _AC 连接器 (EN,五芯, 25A,公) (见图 H) 2300711032_ 25A AC Male Connector (EN,5-wire) ( See Pic. H )	2300812032 _AC 连接器 (EN,五芯, 25A,母) (见图 I) 2300812032_ 25A AC Female Connector (EN,5-wire) ( See Pic. I )	2160140014 _交流组件安 装板 (见图 J) 2160140014_ AC Module Mounting Plate ( See Pic. J )

APsystems

APsystems Shanghai China

Rm.B403 No. 188, Zhangyang Road, Pudong, Shanghai 200120, P.R.C

Tel: 021-3392-8205 | global.APsystems.com

### 3. 实物图 Physical Picture

<b>总线</b> <b>Bus Cable</b>	<b>支线延长线</b> <b>AC Branch Extension Cable</b>	<b>总线尾端保护盖</b> <b>Bus Cable End Cap</b>	<b>总线 T 头保护盖</b> <b>Bus Cable T-CONN Cap</b>	<b>总线拆卸工具</b> <b>Bus Cable Unlock Tool</b>	<b>DC 公头保护盖</b> <b>DC Male Connector Cap</b>
 <p>图 A Pic. A</p>	 <p>图 B Pic. B</p>	 <p>图 C Pic. C</p>	 <p>图 D Pic. D</p>	 <p>图 E Pic. E</p>	 <p>图 F Pic. F</p>
<b>DC 母头保护盖</b> <b>DC Female Connector Cap</b>	<b>AC 连接器 (公)</b> <b>AC Connector (Male)</b>	<b>AC 连接器 (母)</b> <b>AC Connector (Female)</b>	<b>交流组件安装板</b> <b>AC Module Mounting Plate</b>		
 <p>图 G Pic. G</p>	 <p>图 H Pic. H</p>	 <p>图 I Pic. I</p>	 <p>图 J Pic. J</p>		

APsystems

APsystems Shanghai China

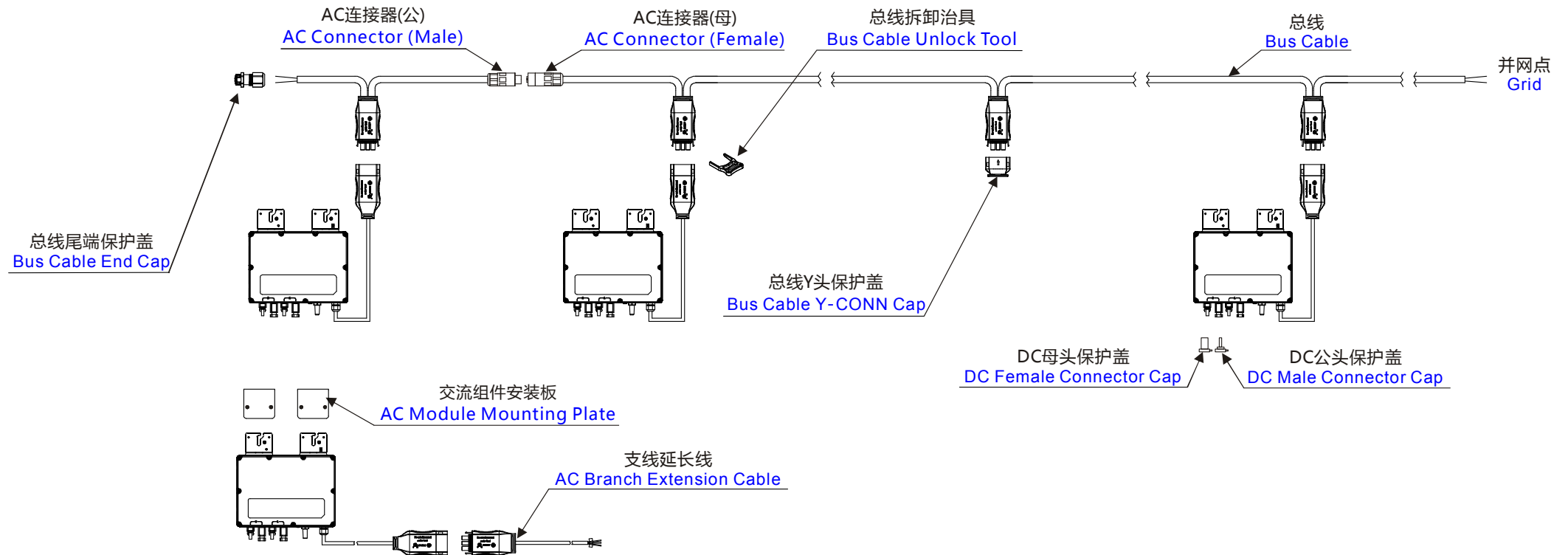
Rm.B403 No. 188, Zhangyang Road, Pudong, Shanghai 200120, P.R.C

Tel: 021-3392-8205 | global.APsystems.com



## YC600 (Y) 配件 YC600 (Y) Accessory

### 1. 接线示意图 Wiring Diagram



APsystems

APsystems Shanghai China



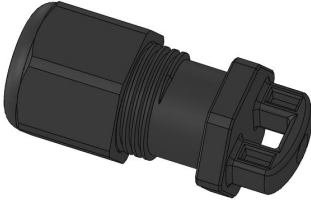




Rm.B403 No. 188, Zhangyang Road, Pudong, Shanghai 200120, P.R.C

Tel: 021-3392-8205 | global.APsystems.com

## 2. 配件汇总表 Accessories Summary

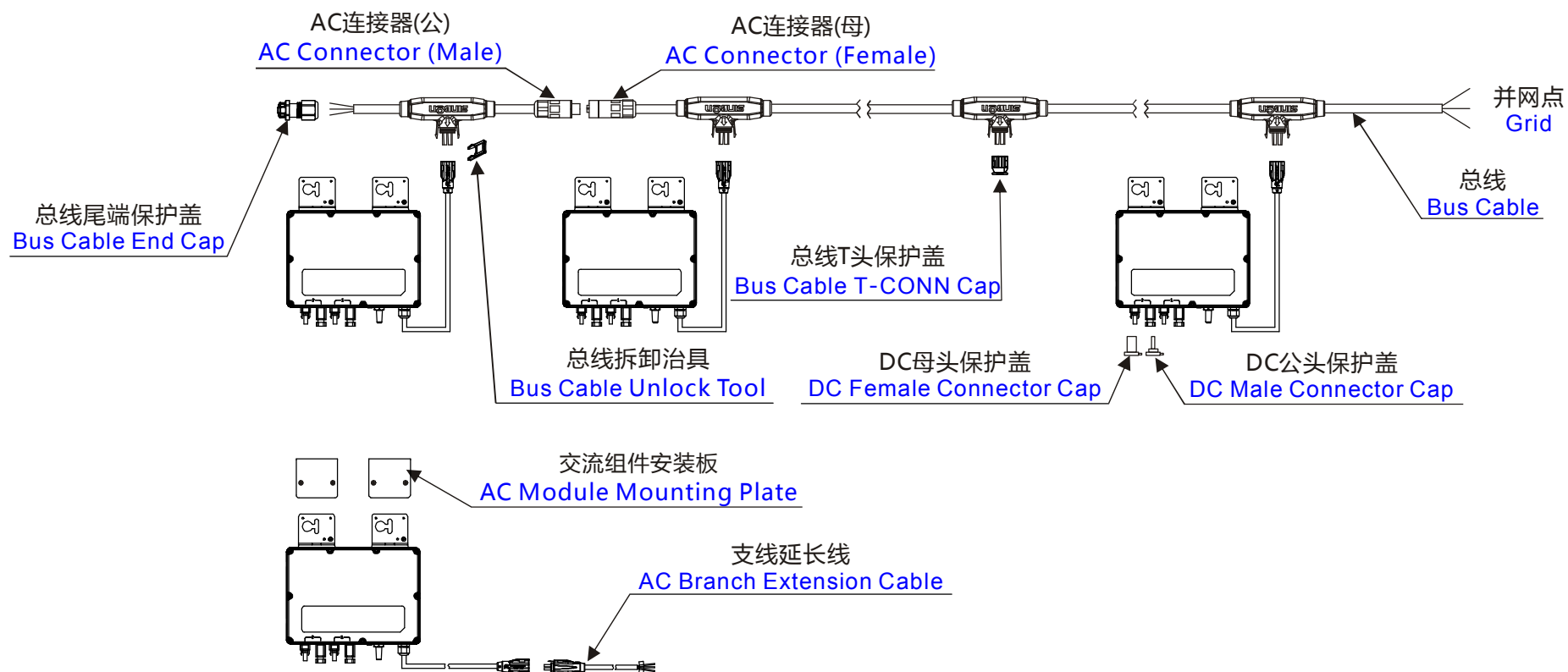
地区 Region	配件 Accessories									
	总线 (必配) Bus Cable (Mandatory)	支线延长线 (选配) AC Branch Extension Cable (Optional)	总线尾端保护 盖 (必配) Bus Cable End Cap (Mandatory)	总线 Y 头保护 盖 (选配) Bus Cable Y-CONN Cap (Optional)	总线拆卸治 具 (必配) Bus Cable Unlock Tool (Mandatory)	DC 公头保护 盖 (选配) DC Male Connector Cap (Optional)	DC 母头保护 盖 (选配) DC Female Connector Cap (Optional)	AC 连接器 (公)(选配) AC Connector (Male) (Optional)	AC 连接器 (母)(选配) AC Connector (Female) (Optional)	交流组件安装 板 (选配) AC Module Mounting Plate (Optional)
加拿大 Canada -NA-CA (110002)	2322304603_Y2 总 线 (12AWG,TC-ER cUL,2m,黑-红) (见图 A) 2322304603_Y2 Bus Cable(12AWG,TCER,c UL,2m,BK-RD) ( See Pic. A )	2334072222_ Y2 支线延长线 ( 18AWG , TCER cUL , 2m , 黑-红 ) ( 见图 B ) 2334071112_ Y2 Br. Ext-Cable(18 AWG,TCER cUL,2m, BK-RD) ( See Pic. B )	2060700007 _三/四芯总线 尾端保护盖 ( 见图 C ) 2060700007_ 3/4-wire Bus Cable End Cap ( See Pic. C )	2061702007 _总线 Y 头保 护盖 ( 见图 D ) 2061702007_ Bus Cable Y-CONN Cap ( See Pic. D )	2352000001 _Y 总线拆卸 治具 ( 见图 E ) 2352000001_ Y Bus Cable Unlock Tool ( See Pic. E )	2060401006 _DC 公头保 护盖 ( MC4 ) ( 见图 F ) 2060401006_ DC Male Connector Cap ( MC4 ) ( See Pic. F )	2060402006 _DC 母头保 护盖 ( MC4 ) ( 见图 G ) 2060402006_ DC Female Connector Cap ( MC4 ) ( See Pic. G )	2300531032 _AC 连接器 (EN,三芯, 25A,公) ( 见图 H ) 2300531032_ 25A AC Male Connector (EN,3-wire) ( See Pic. H )	2300532032 _AC 连接器 (EN,三芯, 25A,母) ( 见图 I ) 2300532032_ 25A AC Female Connector (EN,3-wire) ( See Pic. I )	2160140014 _交流组件安 装板 ( 见图 J ) 2160140014_ AC Module Mounting Plate ( See Pic. J )

### 3. 实物图 Physical Picture

<p><b>总线</b> Bus Cable</p>	<p><b>支线延长线</b> AC Branch Extension Cable</p>	<p><b>总线尾端保护盖</b> Bus Cable End Cap</p>	<p><b>总线 Y 头保护盖</b> Bus Cable Y-CONN Cap</p>	<p><b>总线拆卸治具</b> Bus Cable Unlock Tool</p>	<p><b>DC 公头保护盖</b> DC Male Connector Cap</p>
 <p>图 A Pic. A</p>	 <p>图 B Pic. B</p>	 <p>图 C Pic. C</p>	 <p>图 D Pic. D</p>	 <p>图 E Pic. E</p>	 <p>图 F Pic. F</p>
<p><b>DC 母头保护盖</b> DC Female Connector Cap</p>	<p><b>AC 连接器 (公)</b> AC Connector (Male)</p>	<p><b>AC 连接器 (母)</b> AC Connector (Female)</p>	<p><b>交流组件安装板</b> AC Module Mounting Plate</p>		
 <p>图 G Pic. G</p>	 <p>图 H Pic. H</p>	 <p>图 I Pic. I</p>	 <p>图 J Pic. J</p>		

## YC600 配件 YC600 Accessory

### 1. 接线示意图 Wiring Diagram



APsystems

APsystems Shanghai China

Rm.B403 No. 188, Zhangyang Road, Pudong, Shanghai 200120, P.R.C

Tel: 021-3392-8205 | global.APsystems.com

## 2. 配件汇总表 Accessories Summary

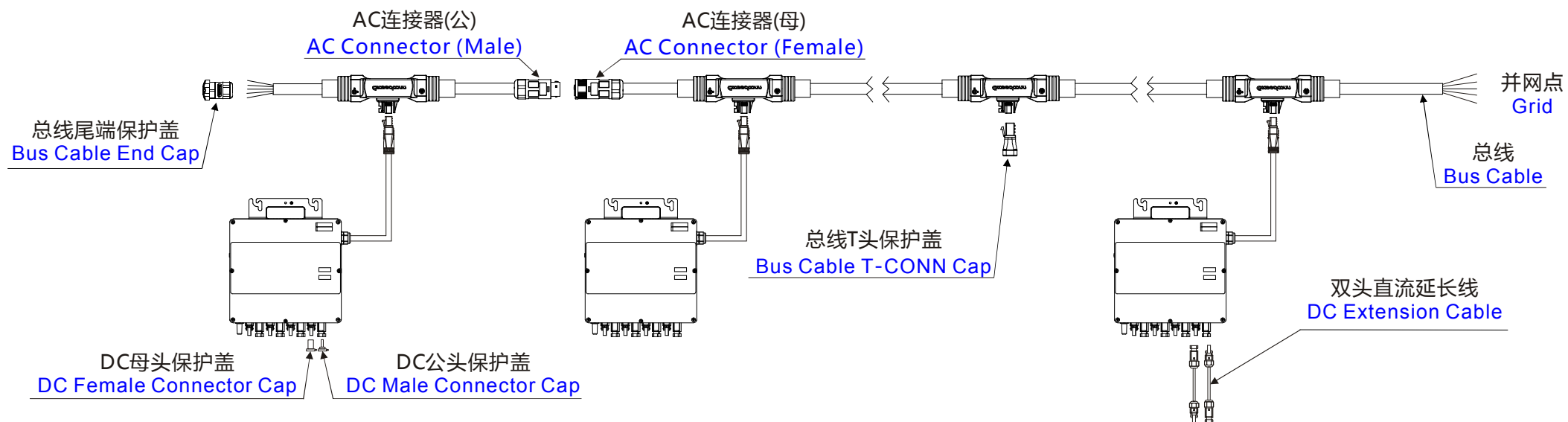
地区 Region	配件 Accessories									
	总线 (必配) Bus Cable (Mandatory)	支线延长线 (选配) AC Branch Extension Cable (Optional)	总线尾端保 护盖 (必配) Bus Cable End Cap (Mandatory)	总线 T 头保 护盖 (选配) Bus Cable T-CONN Cap (Optional)	总线拆卸治 具 (必配) Bus Cable Unlock Tool (Mandatory)	DC 公头保护 盖 (选配) DC Male Connector Cap( Optional)	DC 母头保护 盖 (选配) DC Female Connector Cap( Optional)	AC 连接器 (公)(选配) AC Connector (Male) (Optional)	AC 连接器 (母)(选配) AC Connector (Female) (Optional)	交流组件安 装板 (选配) AC Module Mounting Plate (Optional)
加拿大 Canada -NA-CA (104002)	2322321352_三 芯总线(12AWG , TC-ER cUL , 2m , 黑-红-绿) (见图 A) 2322321352_3-wire Bus Cable(12AWG, TC-ER cUL,2m, BK-RD-GN) ( See Pic. A )	2334039112_三芯支 线延长线(18AWG , TC-ER cUL , 2m ,黑- 红-绿) (见图 B) 2334039112_3-wire Branch Extension Cable(18AWG, TC-ER cUL,2m, BK-RD-GN) ( See Pic. B )	2060700007_三/四芯总 线尾端保护 盖 (见图 C) 2060700007_ 3/4-wire Bus Cable End Cap ( See Pic. C )	2060632007_三/四芯总 线 T 头保护盖 (见图 D) 2060632007_ 3/4-wire Bus Cable T-CONN Cap ( See Pic. D )	2351000001_三/四芯总 线拆卸治具 (见图 E) 2351000001_ 3/4-wire Bus Cable Unlock Tool ( See Pic. E )	2060401006_ DC 公头保 护盖 ( MC4 ) (见图 F) 2060401006_ DC Male Connector Cap ( MC4 ) ( See Pic. F )	2060402006_ DC 母头保 护盖 ( MC4 ) (见图 G) 2060402006_ DC Female Connector Cap ( MC4 ) ( See Pic. G )	2300531032_ AC 连接器 (EN,三芯, 25A,公) (见图 H) 2300531032_ 25A AC Male Connector (EN,3-wire) ( See Pic. H )	2300532032_ AC 连接器 (EN,三芯, 25A,母) (见图 I) 2300532032_ 25A AC Female Connector (EN,3-wire) ( See Pic. I )	2160140014_交流组件安 装板 (见图 J) 2160140014_ AC Module Mounting Plate ( See Pic. J )

### 3. 实物图 Physical Picture

<b>总线</b> <b>Bus Cable</b>	<b>支线延长线</b> <b>AC Branch Extension Cable</b>	<b>总线尾端保护盖</b> <b>Bus Cable End Cap</b>	<b>总线 T 头保护盖</b> <b>Bus Cable T-CONN Cap</b>	<b>总线拆卸治具</b> <b>Bus Cable Unlock Tool</b>	<b>DC 公头保护盖</b> <b>DC Male Connector Cap</b>
 <p>图 A Pic. A</p>	 <p>图 B Pic. B</p>	 <p>图 C Pic. C</p>	 <p>图 D Pic. D</p>	 <p>图 E Pic. E</p>	 <p>图 F Pic. F</p>
<b>DC 母头保护盖</b> <b>DC Female Connector Cap</b>	<b>AC 连接器 (公)</b> <b>AC Connector (Male)</b>	<b>AC 连接器 (母)</b> <b>AC Connector (Female)</b>	<b>交流组件安装板</b> <b>AC Module Mounting Plate</b>		
 <p>图 G Pic. G</p>	 <p>图 H Pic. H</p>	 <p>图 I Pic. I</p>	 <p>图 J Pic. J</p>		

## YC1000-3 配件 YC1000-3 Accessory

### 1. 接线示意图 Wiring Diagram



APsystems

APsystems Shanghai China

Rm.B403 No. 188, Zhangyang Road, Pudong, Shanghai 200120, P.R.C

Tel: 021-3392-8205 | global.APsistemas.com

## 2. 配件汇总表 Accessories Summary

地区 Region	配件 Accessory							
	总线 (必配) Bus Cable (Mandatory)	总线尾端保护盖 (必配) Bus Cable End Cap (Mandatory)	总线 T 头保护 盖 (选配) Bus Cable T-CONN Cap (Optional)	双头直流延 长线 (选配) DC Extension Cable (Optional)	DC 公头保护盖 (选配) DC Male Connector Cap (Optional)	DC 母头保护盖 (选配) DC Female Connector Cap (Optional)	AC 连接器 (公) (选配) AC Connector (Male) (Optional)	AC 连接器 (母) (选配) AC Connector (Female) (Optional)
加拿大 Canada -208-CA (103010) -480-CA (103013)	<p>2322302512_五芯总线 (14AWG, TC-ER cUL,2m, 黑-红-蓝-白-绿) (见图 A)</p> <p><b>2322302512_5-wire Bus Cable(14AWG,TC-ER cUL,2m, BK-RD-BU-WT-GN)</b> ( See Pic. A )</p> <p>2322402512_五芯总线 (14AWG, TC-ER cUL,4m, 黑-红-蓝-白-绿) (见图 A)</p> <p><b>2322402512_5-wire Bus Cable(14AWG,TC-ER cUL,4m, BK-RD-BU-WT-GN)</b> ( See Pic. A )</p>	<p>2062050005_五 芯总线尾端保护 盖 (见图 B)</p> <p><b>2062050005_5-wire Bus Cable End Cap</b> ( See Pic. B )</p>	<p>2061252032_ 五芯总线 T 头保 护盖 (见图 C)</p> <p><b>2061252032_ 5-wire Bus Cable T-CONN Cap</b> ( See Pic. C )</p>	<p>2310310274_ _1m 双头直 流延长线 (MC4) (见图 D)</p> <p><b>2310310274_ _1m DC Extension Cable ( MC4 )</b> ( See Pic. D )</p> <p>2310360214_ _2m 双头直 流延长线 (MC4) (见图 D)</p> <p><b>2310360214_ _2m DC Extension Cable ( MC4 )</b> ( See Pic. D )</p>	<p>2060401006_ DC 公头保护盖 ( MC4 ) (见图 E)</p> <p><b>2060401006_DC Male Connector Cap ( MC4 )</b> ( See Pic. E )</p>	<p>2060402006_ DC 母头保护盖 ( MC4 ) (见图 F)</p> <p><b>2060402006_DC Female Connector Cap ( MC4 )</b> ( See Pic. F )</p>	<p>2300711032_AC 连接器(EN,五芯, 25A,公) (见图 G)</p> <p><b>2300711032_25A AC Male Connector (EN,5-wire)</b> ( See Pic. G )</p>	<p>2300812032_AC 连接器(EN,五芯, 25A,母) (见图 H)</p> <p><b>2300812032_25A AC Female Connector (EN,5-wire)</b> ( See Pic. H )</p>



### 3. 实物图 Physical Picture

<b>总线</b> <b>Bus Cable</b>	<b>总线尾端保护盖</b> <b>Bus Cable End Cap</b>	<b>总线 T 头保护盖</b> <b>Bus Cable T-CONN Cap</b>	<b>双头直流延长线</b> <b>DC Extension Cable</b>	<b>DC 公头保护盖</b> <b>DC Male Connector Cap</b>	<b>DC 母头保护盖</b> <b>DC Female Connector Cap</b>
 <p>图 A Pic. A</p>	 <p>图 B Pic. B</p>	 <p>图 C Pic. C</p>	 <p>图 D Pic. D</p>	 <p>图 E Pic. E</p>	 <p>图 F Pic. F</p>
<b>AC 连接器 (公)</b> <b>AC Connector (Male)</b>	<b>AC 连接器 (母)</b> <b>AC Connector (Female)</b>				
 <p>图 G Pic. G</p>	 <p>图 H Pic. H</p>				

**APsystems**

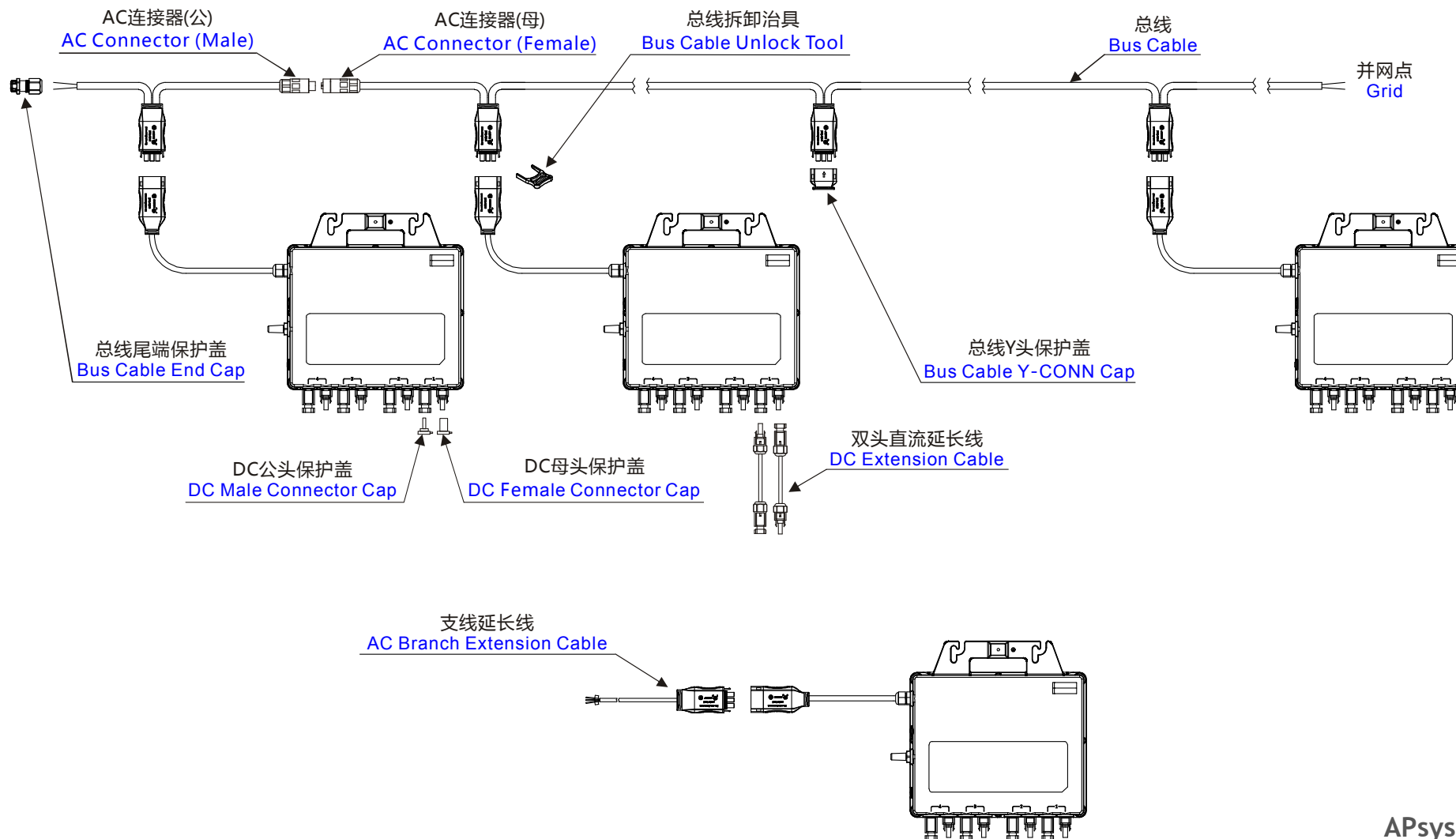
APsystems Shanghai China

Rm.B403 No. 188, Zhangyang Road, Pudong, Shanghai 200120, P.R.C

Tel: 021-3392-8205 | [global.APsystems.com](http://global.APsystems.com)

## QS1 配件 QS1 Accessory

### 1. 接线示意图 Wiring Diagram



APsystems

APsystems Shanghai China

Rm.B403 No. 188, Zhangyang Road, Pudong, Shanghai 200120, P.R.C

Tel: 021-3392-8205 | global.APsystems.com

## 2. 配件汇总表 Accessories Summary

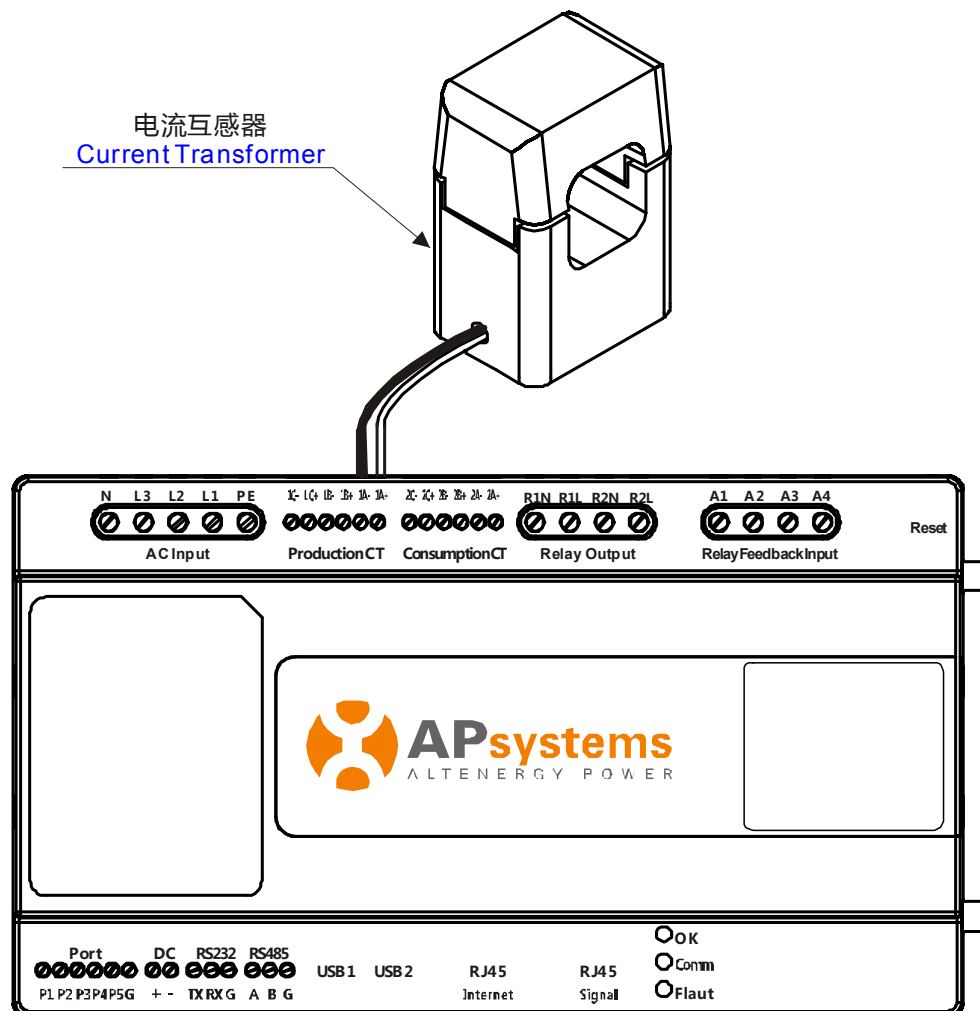
地区 Region	配件 Accessories									
	总线 (必配) Bus Cable (Mandatory)	支线延长线 (选配) AC Branch Extension Cable (Optional)	总线尾端保护 盖 (必配) Bus Cable End Cap (Mandatory)	总线 Y 头保护 盖 (选配) Bus Cable Y-CONN Cap (Optional)	总线拆卸治具 (必配) Bus Cable Unlock Tool (Mandatory)	DC 公头保护 盖 (选配) DC Male Connector Cap (Optional)	DC 母头保护 盖 (选配) DC Female Connector Cap (Optional)	AC 连接器 (公)(选配) AC Connector (Male) (Optional)	AC 连接器(母) (选配) AC Connector (Female) (Optional)	双头直流延长 线 (选配) DC Extension Cable( Optional )
加拿大 Canada -NA-CA (109002)	2322304603_Y2 总线 (12AWG,TC-ER cUL,2m,黑-红) (见图 A) 2322304603_Y2 Bus Cable(12AWG,TCER,cUL,2m,BK-RD) (See Pic. A)	2334072222_Y2 支线延长线 (18AWG,TCER cUL,2m,黑-红) (见图 B) 2334071112_Y2 Br. Ext-Cable(18AWG,TCER cUL,2m, BK-RD) (See Pic. B)	2060700007_三/四芯总线尾端保护盖 (见图 C) 2060700007_3/4-wire Bus Cable End Cap (See Pic. C)	2061702007_总线 Y 头保护盖 (见图 D) 2061702007_Bus Cable Y-CONN Cap (See Pic. D)	2352000001_Y 总线拆卸治具 (见图 E) 2352000001_Y Bus Cable Unlock Tool (See Pic. E)	2060401006_DC 公头保护盖 (MC4) (见图 F) 2060401006_D C Male Connector Cap (MC4) (See Pic. F)	2060402006_DC 母头保护盖 (MC4) (见图 G) 2060402006_D C Female Connector Cap (MC4) (See Pic. G)	2300531032_AC 连接器 (EN,三芯,25A,公) (见图 H) 2300531032_25A AC Male Connector (EN,3-wire) (See Pic. H)	2300532032_AC 连接器(EN,三芯,25A,母) (见图 I) 2300532032_25A AC Female Connector (EN,3-wire) (See Pic. I)	2310310274_1m 双头直流延长线(MC4) (见图 J) 2310310274_1m DC Extension Cable (MC4) (See Pic. J) 2310360214_2m 双头直流延长线(MC4) (见图 J) 2310360214_2m DC Extension Cable (MC4) (See Pic. J)

### 3. 实物图 Physical Picture

<b>总线</b> <b>Bus Cable</b>	<b>支线延长线</b> <b>AC Branch Extension Cable</b>	<b>总线尾端保护盖</b> <b>Bus Cable End Cap</b>	<b>总线 Y 头保护盖</b> <b>Bus Cable Y-CONN Cap</b>	<b>总线拆卸治具</b> <b>Bus Cable Unlock Tool</b>	<b>DC 公头保护盖</b> <b>DC Male Connector Cap</b>
 <p>图 A Pic. A</p>	 <p>图 B Pic. B</p>	 <p>图 C Pic. C</p>	 <p>图 D Pic. D</p>	 <p>图 E Pic. E</p>	 <p>图 F Pic. F</p>
<b>DC 母头保护盖</b> <b>DC Female Connector Cap</b>	<b>AC 连接器 (公)</b> <b>AC Connector (Male)</b>	<b>AC 连接器 (母)</b> <b>AC Connector (Female)</b>	<b>双头直流延长线</b> <b>DC Extension Cable</b>		
 <p>图 G Pic. G</p>	 <p>图 H Pic. H</p>	 <p>图 I Pic. I</p>	 <p>图 J Pic. J</p>		

## ECU-C 配件 ECU-C Accessory

### 1. 接线示意图 Wiring Diagram



APsystems

APsystems Shanghai China

Rm.B403 No. 188, Zhangyang Road, Pudong, Shanghai 200120, P.R.C

Tel: 021-3392-8205 | global.APsystems.com

## 2. 配件汇总表 Accessories Summary

地区 Region	配件 Accessory
加拿大 Canada	<p style="text-align: center;"><b>电流互感器 (选配)</b> Current Transformer ( Optional )</p> <p>18083020112_电流互感器(80A/26.6mA) ( 见图 A )  <a href="#">18083020112_Current Transformer(80A/26.6mA)</a> ( See Pic. A )</p> <p>18083020012_电流互感器(200A/66.6mA) ( 见图 B )  <a href="#">18083020012_Current Transformer(200A/66.6mA)</a> ( See Pic. B )</p>

## 3. 实物图 Physical Picture



**APsystems**

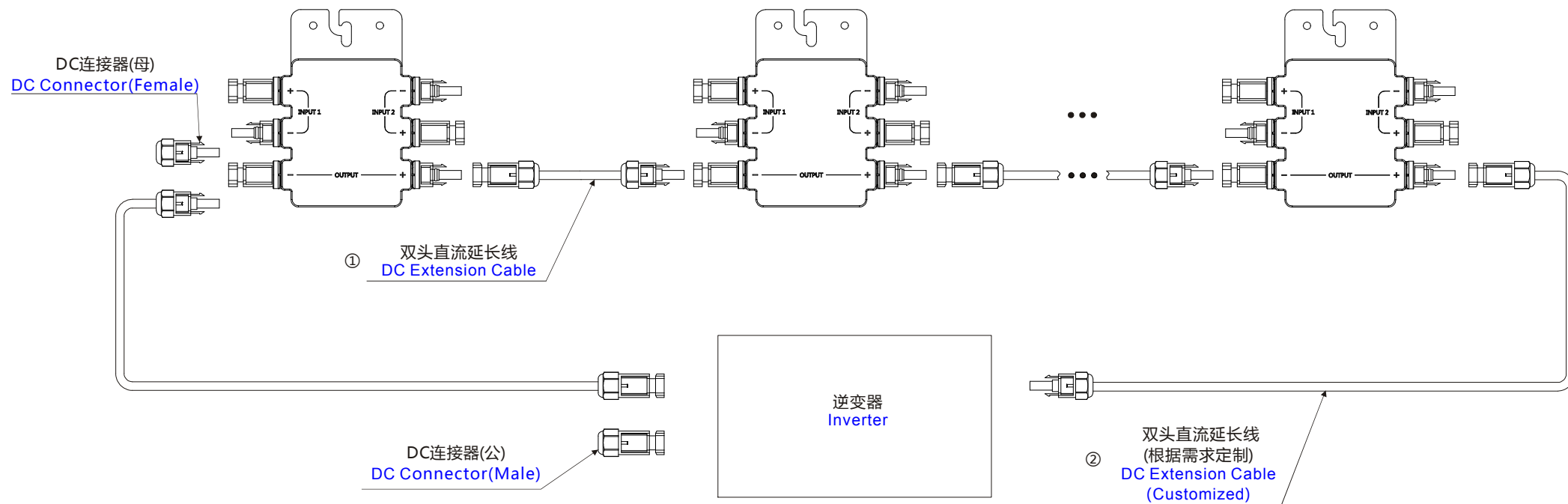
APsystems Shanghai China

Rm.B403 No. 188, Zhangyang Road, Pudong, Shanghai 200120, P.R.C

Tel: 021-3392-8205 | [global.APsystems.com](http://global.APsystems.com)

## OPT700 配件 OPT700 Accessory

### 1. 接线示意图 Wiring Diagram



APsystems

APsystems Shanghai China

Rm.B403 No. 188, Zhangyang Road, Pudong, Shanghai 200120, P.R.C

Tel: 021-3392-8205 | global.APsystems.com

## 2. 配件汇总表 Accessories Summary

地区 Region	配件 Accessory			
	① 双头直流延长线 ( 必配 ) DC Extension Cable ( Mandatory )	② 双头直流延长线 ( 选配 ) DC Extension Cable ( Optional )	DC 连接器 ( 公 ) ( 选配 ) DC Connector(Male) ( Optional )	DC 连接器 ( 母 ) ( 选配 ) DC Connector(Female) ( Optional )
加拿大 Canada (401000)	2311610208_1m 双头直流延长线(BC03A) 2311610238_2m 双头直流延长线(BC03A) ( 见图 A )  2311610208_1m DC Extension Cable(BC03A) 2311610238_2m DC Extension Cable(BC03A) ( See Pic. A )	根据需求定制 ( 见图 A )  Customized ( See Pic. A )	2055114011_DC 连接器 (MC4 公) ( 见图 B )  2055114011_DC Connector (MC4 Male) ( See Pic. B )	2055124011_DC 连接器 (MC4 母) ( 见图 C )  2055124011_DC Connector (MC4 Female) ( See Pic. C )

## 3. 实物图 Physical Picture

双头直流延长线 DC Extension Cable	DC 连接器 ( 公 ) DC Connector(Male)	DC 连接器 ( 母 ) DC Connector(Female)
		
图 A Pic. A	图 B Pic. B	图 C Pic. C

APsystems

APsystems Shanghai China

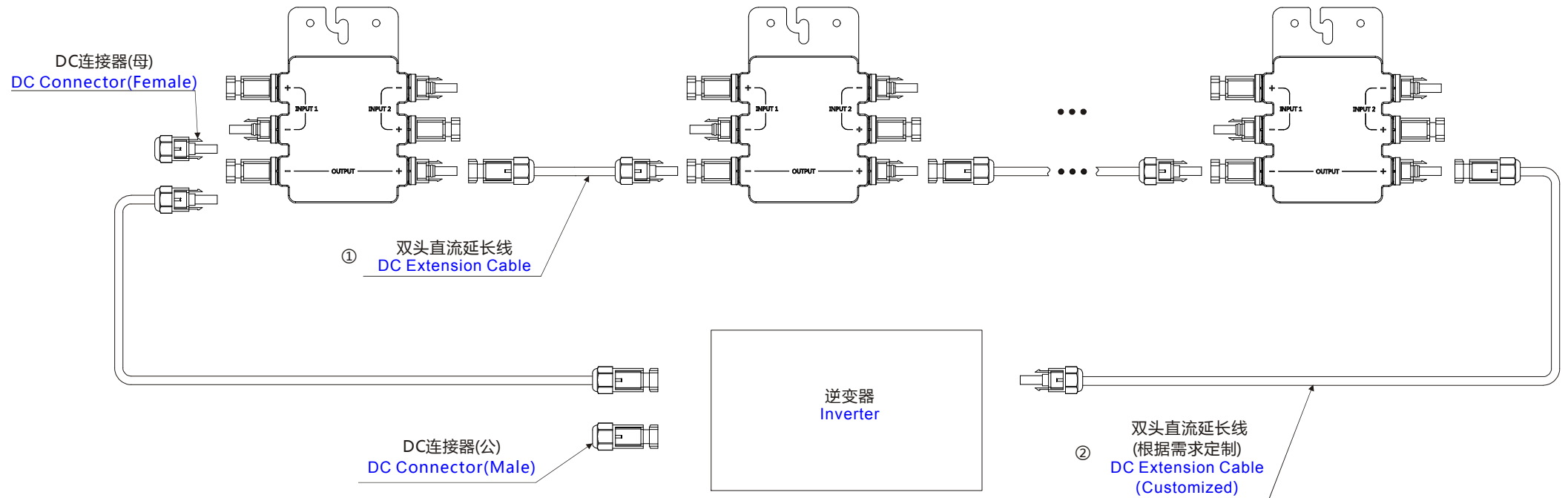
Rm.B403 No. 188, Zhangyang Road, Pudong, Shanghai 200120, P.R.C

Tel: 021-3392-8205 | global.APsystems.com



## OPT700-RS 配件 OPT700-RS Accessory

### 1. 接线示意图 Wiring Diagram



**APsystems**

APsystems Shanghai China

Rm.B403 No. 188, Zhangyang Road, Pudong, Shanghai 200120, P.R.C

Tel: 021-3392-8205 | [global.APsystems.com](http://global.APsystems.com)

## 2. 配件汇总表 Accessories Summary

地区 Region	配件 Accessory			
	① 双头直流延长线 ( 必配 ) DC Extension Cable ( Mandatory )	② 双头直流延长线 ( 选配 ) DC Extension Cable ( Optional )	DC 连接器 ( 公 ) ( 选配 ) DC Connector(Male) ( Optional )	DC 连接器 ( 母 ) ( 选配 ) DC Connector(Female) ( Optional )
加拿大 Canada (402000)	2311610208_1m 双头直流延长线(BC03A) 2311610238_2m 双头直流延长线(BC03A) ( 见图 A )  2311610208_1m DC Extension Cable(BC03A) 2311610238_2m DC Extension Cable(BC03A) ( See Pic. A )	根据需求定制 ( 见图 A )  Customized ( See Pic. A )	2055114011_DC 连接器 (MC4 公) ( 见图 B )  2055114011_DC Connector (MC4 Male) ( See Pic. B )	2055124011_DC 连接器 (MC4 母) ( 见图 C )  2055124011_DC Connector (MC4 Female) ( See Pic. C )

## 3. 实物图 Physical Picture

双头直流延长线 DC Extension Cable	DC 连接器 ( 公 ) DC Connector(Male)	DC 连接器 ( 母 ) DC Connector(Female)
		
图 A Pic. A	图 B Pic. B	图 C Pic. C

APsystems

APsystems Shanghai China

Rm.B403 No. 188, Zhangyang Road, Pudong, Shanghai 200120, P.R.C

Tel: 021-3392-8205 | global.APsystems.com

版本修订历史记录		
版本	修订内容	修订日期
REV1.0	新编	2017-12-25
REV1.1	增加 ECU-C 配件/OPT700 配件/OPT700-RS 配件/QS1200 配件；更新 YC1000-3 接线图，增加 YC1000-3 2m 总线	2018-03-20
REV1.2	YC500A 接线图变更，QS1200 总线变更为 2 芯，新增支线延长线，YC1000 五芯总线尾端保护盖变更	2018-04-28
REV1.3	新增 YC600 (Y) 机型	2018-05-04
REV1.4	新增 YC1000&QS1200 双头直流延长线料号	2018-05-11
REV1.5	YC600 (Y) 接线示意图更新，QS1200 名称变更为 QS1	2018-07-26
编制：于彩美		日期：2018-07-26
审核：陈天星		日期：2018-07-26