

**Pluggable Multi-Pole SPD for Photovoltaic Systems;**  
**ProTec T2-1100PV-9Y-S01/R**  
**Type 2 • Type 1CA PV SPD**



Location of Use: Sting box, Inverter  
 Mode of Protection: (+) - PE, (-) - PE, (+) - (-)  
 Surge Ratings:  $I_{Total} = 50\text{ kA}$  (8/20 $\mu\text{s}$ )  
 EN/UL Category: Type 2 / Type 1CA  
 Protective Elements: High Energy MOV  
 Housing: Pluggable Design  
 Compliance: EN 50539-11:2013 + A1:2014  
 UL 1449, 4th edition

**Technical Data**

**ProTec T2-1100PV-9Y-S01/R**

**EN Electrical**

Maximum Continuous Operating DC Voltage	$U_{CPV}$	1100 V
Nominal Discharge Current (8/20 $\mu\text{s}$ )	$I_n$	20 kA
Total Discharge Current (8/20 $\mu\text{s}$ )	$I_{Total}$	50 kA
Voltage Protection Level	$U_p$	4400 V
Response Time	$t_A$	< 25 ns
Short-Circuit Current Rating	$I_{SCP}$	11 kA
Number of Ports		1

**UL Electrical**

Maximum Permitted DC Voltage	$V_{pVdc}$	1100V
Voltage Protection Rating	VPR	3000V
Nominal Discharge Current (8/20 $\mu\text{s}$ )	$I_n$	20 kA
Short-Circuit Current Rating	SCCR	50 kA

**Mechanical & Environmental**

Operating Temperature Range	$T_a$	-40 °F to +185 °F [-40 °C to +85 °C]
Permissible Operating Humidity	RH	5%...95%
Altitude (max)		13123 ft [4000m]
Terminal Screw Torque	$M_{max}$	39.9 lbf-in [4.5 Nm]
Conductor Cross Section (max)		35 mm <sup>2</sup> (Solid, Stranded) / 25 mm <sup>2</sup> (Flexible) 2 AWG (Solid, Stranded) / 4 AWG (Flexible)
Mounting		35 mm DIN Rail, EN 60715
Degree Of Protection		IP 20
Housing Material		Thermoplastic: Extinguishing Degree UL 94 V-0
Thermal Protection		Yes
Operating State / Fault Indication		Green Flag / Not Green Flag
Remote Contacts (RC)		Optional
RC Switching Capacity		AC: 250V/ 1A, 125V/ 1A; DC: 48V/0.5A, 24V/0.5A, 12V/0.5A
RC Conductor Cross Section (max)		1.5 mm <sup>2</sup> (Solid) 16 AWG (Solid)

**Ordering Code**

ProTec T2-1100PV-9Y-S01-B/R	580.268
ProTec T2-1100PV-9Y-P	58.0267

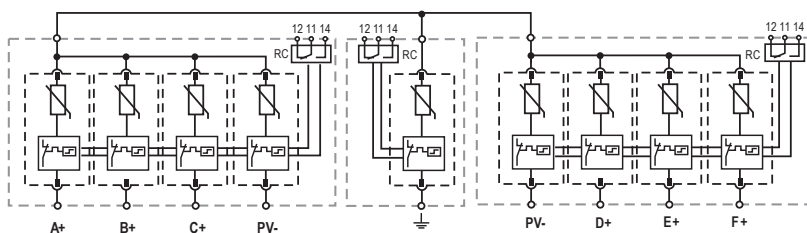
AWG=American Wire Gauge

Information contained in this document is subject to change at any time without notice.

# ProTec T2-1100PV-9Y-S01/R

## Internal Configuration

- Legend**
- (A+) - (F+) L+
  - PV- L-
  - ⊕ Protective Earth
  - RC Remote Contacts Optional

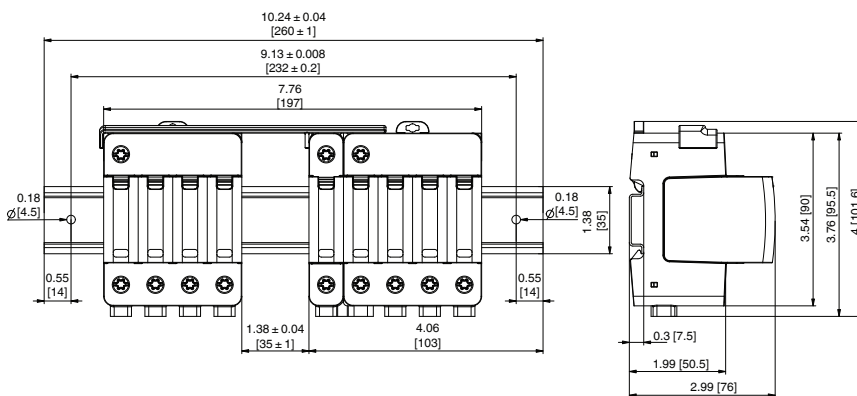


## Dimensions & Weights

### Weights


#### ProTec T2-1100PV-9Y-S01/R

Single Unit Weight	pounds	2.945
	grams	1336



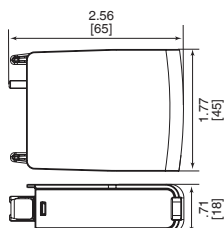
## Plug Internal Configuration

### ProTec T2-XXXPV-P



## Dimensions & Weights

#### ProTec T2-550PV-P



### Weights

#### ProTec T2-550PV-P

		<b>550</b>
Single Unit Weight	pounds	.157
	grams	71

inches  
[mm]

Information contained in this document is subject to change at any time without notice.

