

GRIDFLEX[®] 10

PRECISION | PERFORMANCE | ENDURANCE



ENGINEERED TO PROTECT YOUR ASSETS


- Minimizes ballast and attachments, reduces expensive on-roof installation hours, adds unparalleled system integrity.
- Tighter row-spacing options for maximum module density: 10", 13", & 17" – Get more modules on your roof!
- Airflow-deflecting design optimizes module uplift resistance to effectively manage wind loads across the entire array.

SECURED CONNECTIONS

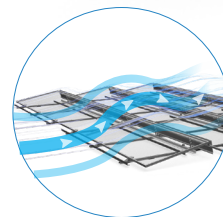
- Easy access torque-able and check-able clamps— GFX10 offers rapid and accurate installation every time.
- “Pop-the-hood” – hinged, one-step vertical swing-up for easy system O&M and effortless single-module access. Maintenance is a breeze!
- Benefit from Green-Zone module mounting, ensuring module and system load-sharing.

CUT COSTS, NOT CORNERS


- Install aids are printed on each rail for precision and accuracy - streamline every installation process, every time!
- Integrated tool-less wire management components.



QUICK, EASY ACCESS BENEATH PANELS: NO REMOVAL OF INSTALLED PARTS!



DESIGNED FOR MAXIMUM UPLIFT RESISTANCE



RAIL-STAMPED MEASUREMENT GUIDES FOR PRECISE INSTALLATION

WHY GRIDFLEX[®] 10?

Remember, you're not just investing in a product, but in a system-based design that will continue to perform and deliver value long into the future. With each component carefully engineered and selected for stability, efficacy, and sustaining performance, GFX10 ensures enduring array functionality. Other products leave you with expensive misalignments, inaccessible components, and a reoccurring cycle of difficult quality checks and upkeep. Instead, build it right the first time with GFX10. With dedicated support assistance, nationwide field training, and an unsurpassed domestic and international supply chain, you can trust us to deliver on our promises!



SPECIFICATIONS & RATINGS



APPLICATIONS	10 degree, grid-based flat roof system
ROOF TYPE CAPABILITY	All Membrane including TPO, EPDM, PVC, Mineral Cap Tar and Gravel, Ballasted
MODULE ORIENTATION	Landscape
WIND EXPOSURE CATEGORY	B, C, D
USGS SEISMIC CATEGORIES	A, B, C, D
BUILDING HEIGHT	Up to 200 ft
CORROSION RESISTANT MATERIALS [COATINGS]	ZAM and Galvalume
WARRANTY	25 Year Manufacturer's Warranty
ROOF SLOPE	Up to 7 degrees
WAVY ROOFS	Up to 3° of undulation
UL 2703 GROUNDING & BONDING	Yes
UL 2703 MECHANICAL LOADING	Yes
UL 2703 FIRE LISTING	Class A Rating with Type 1, 2, 3, 19, 22, 25, 29, 30
UL 3741	Yes
BALLAST BLOCK SIZE	4" x 8" x 16" and/or 2" x 8" x 16" Nominal
ROW SPACING	10", 13", and 17" Module to Module
BALLAST CAPACITY	Up to 8 Ballast Blocks / module
ROOF PAD MATERIAL	Santoprene
ATTACHMENT COMPATIBILITY	U-Anchor, OMG, Unirac Flashloc RM, and other similar attachments
BUILT IN INSTALLATION MEASUREMENT TOOLS	Yes
MODULE CLAMPS	All Clamps: Torqueable/Checkable at Module Green Zones South Clamp: Hinged Return Flange Mounting North Clamp: Fixed Top Down
O&M ACCESSIBILITY	"Pop-the-Hood" for quick and easy single panel access Loosen north clamps to raise module for electrical BOS access
SINGLE TOOL ASSEMBLY	3/8" Socket
MODULE SIZE COMPATIBILITY	39" - 52" Module Width 71" - 100" Module Length
MAXIMUM SYSTEM VOLTAGE	1500 V
MODULE SPACING	1/4"